

Ordering Physician:

John Doe, MD
1234 Main St.
Anywhere, GA 30096



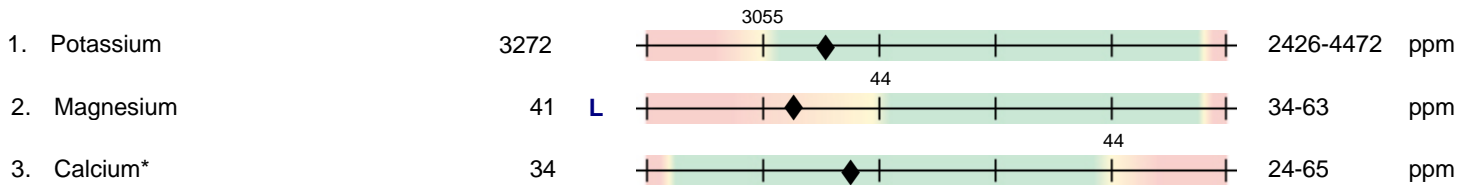
0022 Nutrient & Toxic Elements Profile - Blood

Methodology: Inductively Coupled Plasma/Mass Spectrometry

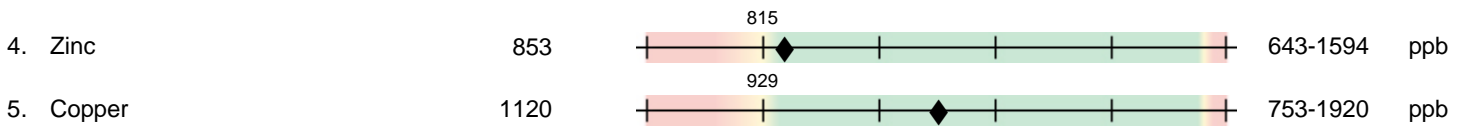


Nutrient Elements

Erythrocytes (packed cells)



Plasma

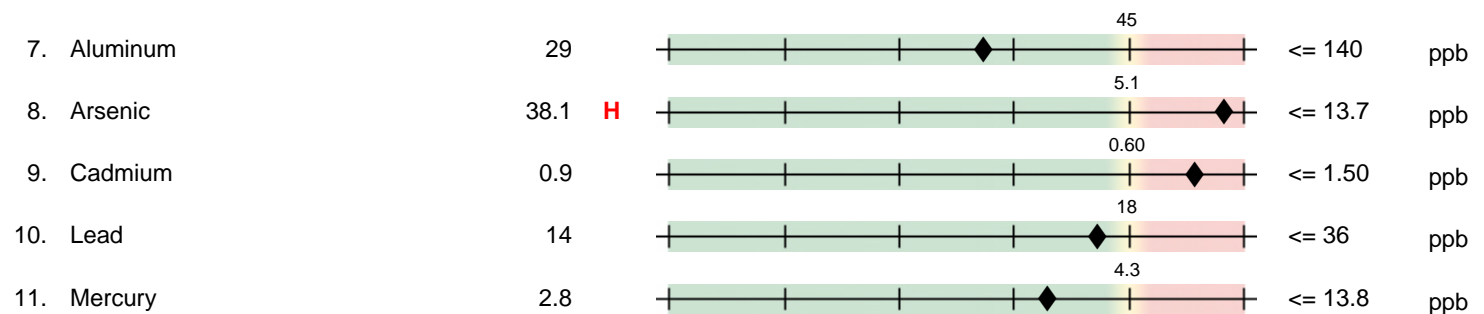


Whole Blood



Toxic Elements

Whole Blood



*Relevant to membrane permeability, not nutritional status.

Results for whole blood toxic elements that are within normal limits do not rule out metal accumulation in other tissues. This can be evaluated with urinary porphyrin or urine elements tests.