

Provider: Sample Report
Patient:
Accession #:
Collected:

Sex:
Age:
Received:

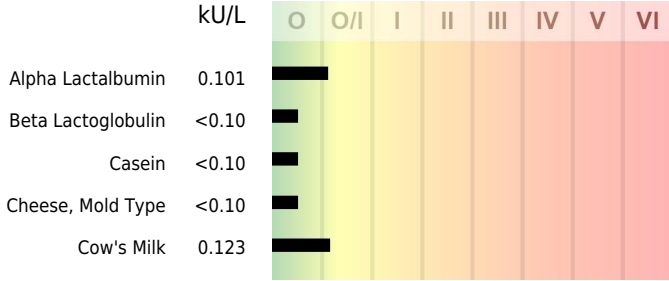
Sample Type: Serum
Date of Birth:
Completed:

IgE ██████████

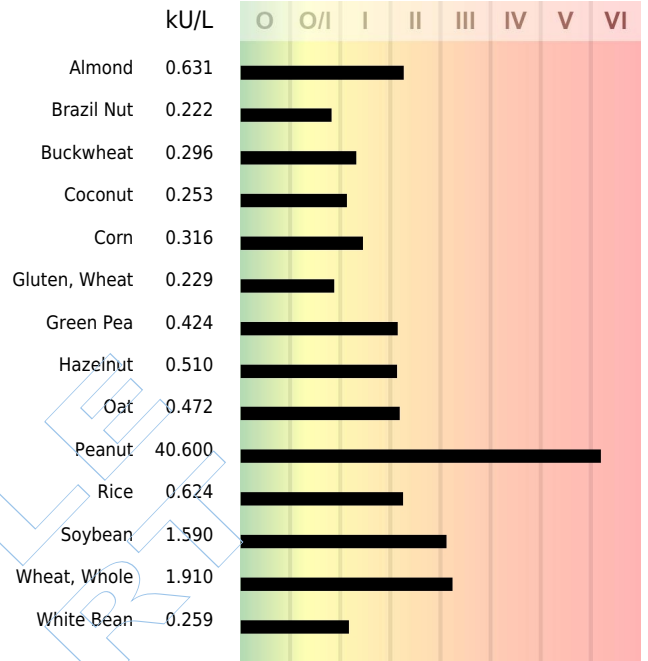
CLIA #: 50D0965661
COLA accredited

Dairy

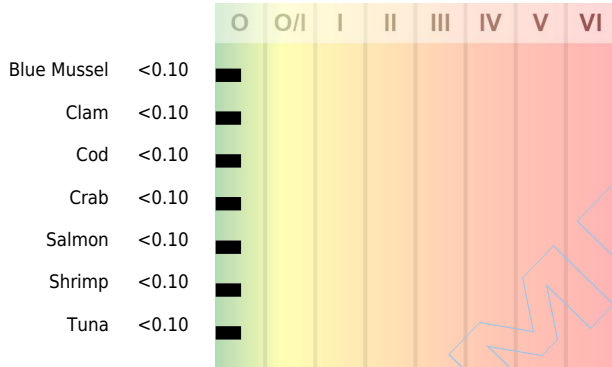
Bovine-derived unless specified



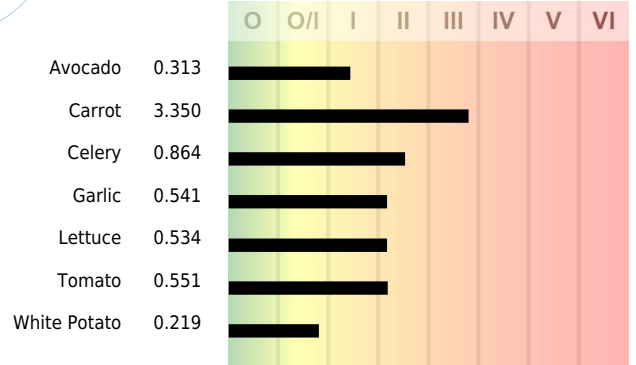
Grains/Legumes/Nuts



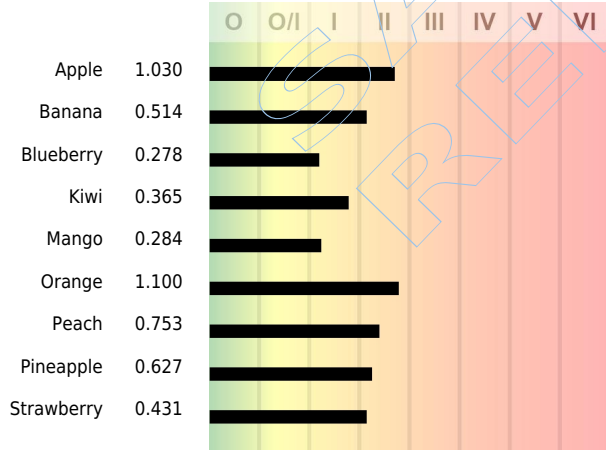
Fish/Crustacea/Mollusk



Vegetables



Fruits



*The Total IgE is performed using Immulite System, and the reference range is updated accordingly. The IgE Chemiluminescent assay used by US BioTek Laboratories has been cleared by the U.S. Food and Drug Administration. The performance characteristics of the IgE assay has been verified by US BioTek Laboratories, LLC, 16020 Linden Ave N, Shoreline, WA 98133, USA. IgE test results should be used in conjunction with other relevant clinical information by healthcare providers to diagnose IgE-mediated allergic disorders. Higher total IgE levels may suggest elevated clinical reactivity to specific foods but should be interpreted in conjunction with other relevant information.

Provider: Sample Report
Patient:
Accession #:
Collected:

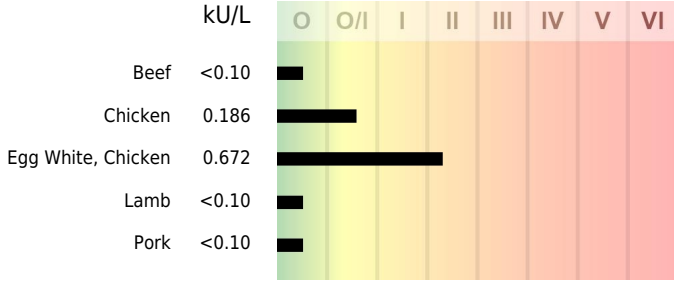
Sex:
Age:
Received:

Sample Type: Serum
Date of Birth:
Completed:

IgE [REDACTED]

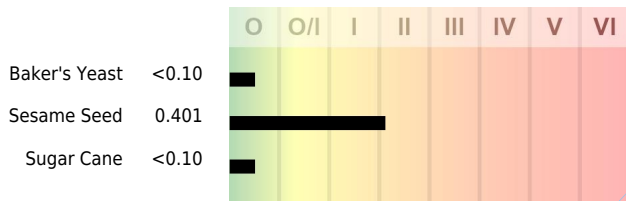
CLIA #: 50D0965661
COLA accredited

Egg/Meat/Poultry



Total IgE*: 901 IU/mL
Reference Range:
≥10 years: ≤87.0 IU/mL
<10 years: Not available

Miscellaneous



SAMPLE REPORT

0	O/I	I	II	III	IV	V	VI
<0.10 Absent or Not Detectable	0.10-0.24 Very Low	0.25-0.39 Low	0.40-1.29 Moderate	1.30-3.89 High	3.90-14.99 Very High	15-24.99 Very High	≥25 Very High

*The Total IgE is performed using Immulite System, and the reference range is updated accordingly. The IgE Chemiluminescent assay used by US BioTek Laboratories has been cleared by the U.S. Food and Drug Administration. The performance characteristics of the IgE assay has been verified by US BioTek Laboratories, LLC, 16020 Linden Ave N, Shoreline, WA 98133, USA. IgE test results should be used in conjunction with other relevant clinical information by healthcare providers to diagnose IgE-mediated allergic disorders. Higher total IgE levels may suggest elevated clinical reactivity to specific foods but should be interpreted in conjunction with other relevant information.